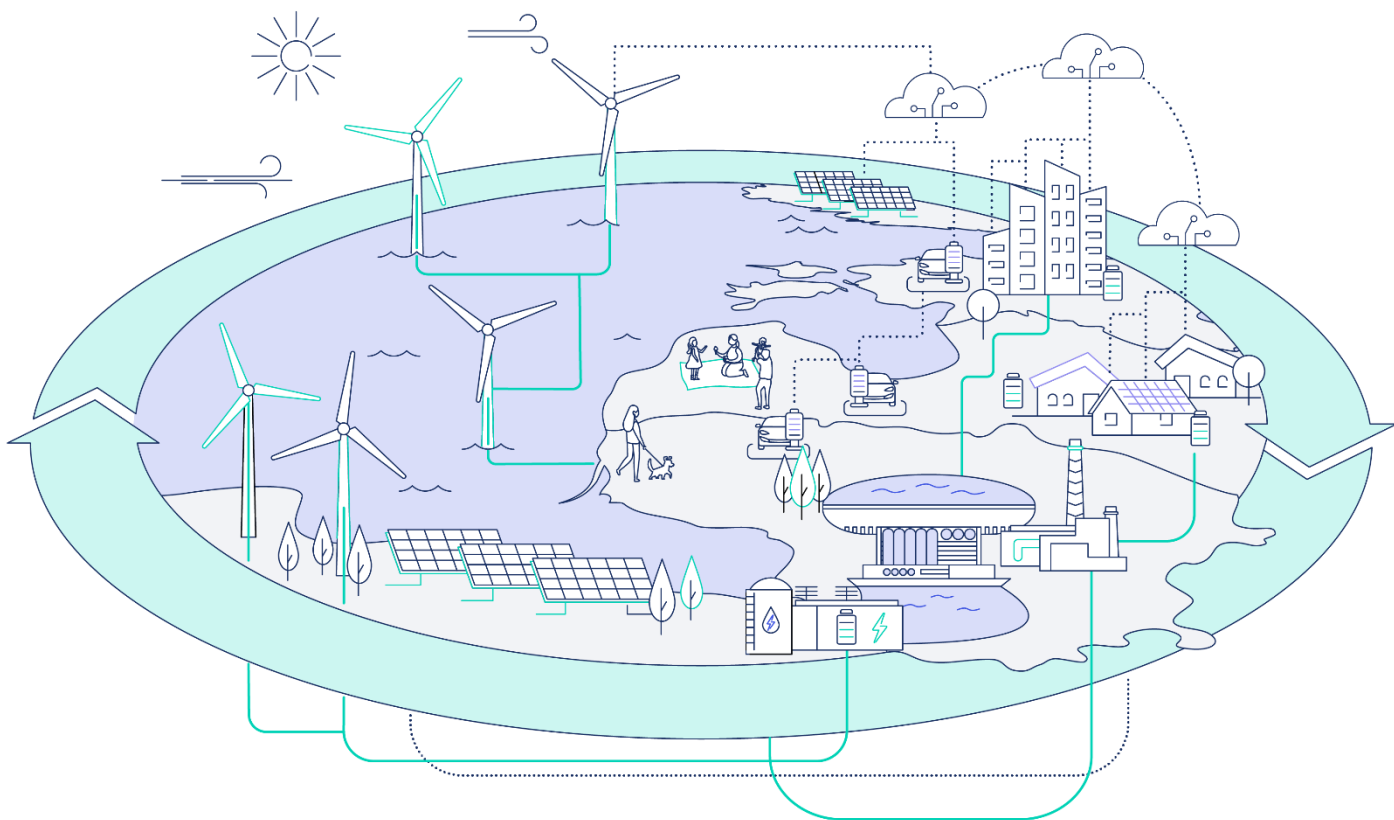


# Silesia 1 Wind Farm sp. z o.o.

## Company activities Management Board report

for the financial year from January 1, 2025 to December 31, 2025



Silesia 1 Wind Farm sp. z o.o.

ul. Puławska 2

02-566 Warszawa

[ignitis.renewables.polska@ignitis.pl](mailto:ignitis.renewables.polska@ignitis.pl)

<http://www.ignitis.pl/>

# Contents

<b>1</b>	<b>Overview</b>	<b>3</b>
	1.1 Business highlights	4
	1.2 Performance highlights	5
<b>2</b>	<b>Business overview</b>	<b>8</b>
	2.1 Business profile	9
	2.2 Strategy	10
<b>3</b>	<b>Governance</b>	<b>11</b>
	3.1 Governance framework	12
	3.2 Management Board	13
	3.3 People and remuneration	14
	3.4 Risk and risk management	15
<b>4</b>	<b>Sustainability</b>	<b>18</b>
<b>5</b>	<b>Further information</b>	<b>19</b>
<b>6</b>	<b>Glossary</b>	<b>20</b>
<b>7</b>	<b>Certification statement</b>	<b>21</b>

# 1. Overview

1.1	Business highlights	4
1.2	Performance highlights	5

# 1.1 Business highlights

## **During the reporting period**

During the reporting period, the Company did not identify any significant events or circumstances that would materially affect its financial position, results of operations, or future prospects. The Company continued to operate in the normal course of business, maintaining its standard operational activities and pursuing its established business objectives.

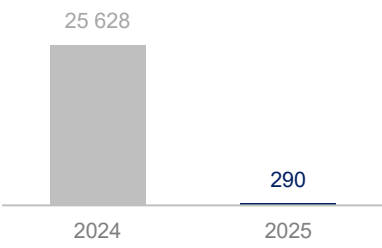
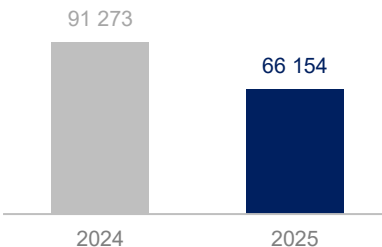
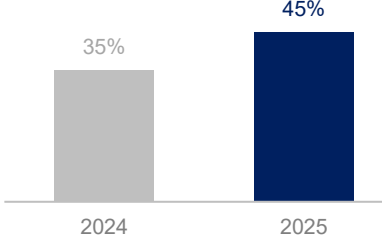
## **After the reporting period**

After the reporting period, no events or circumstances occurred that would have a material impact on the Company's financial position, results of operations, or future prospects.

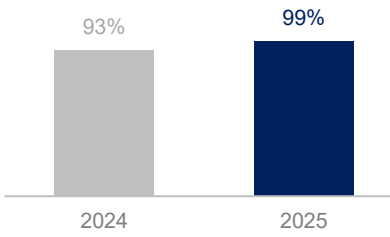
# 1.2 Performance highlights

## Financial

<p><b>EBITDA</b> <small>[APM]</small> PLNk</p> <table border="1"> <thead> <tr> <th>Year</th> <th>EBITDA (PLNk)</th> </tr> </thead> <tbody> <tr> <td>2024</td> <td>24 233</td> </tr> <tr> <td>2025</td> <td>22 216</td> </tr> </tbody> </table>	Year	EBITDA (PLNk)	2024	24 233	2025	22 216	<p>EBITDA in 2025 decreased compared to 2024 as a result of higher operating expenses, despite higher revenues. The increase in operating expenses was mainly driven by higher property tax costs, which resulted from the increase in the value of property, plant and equipment, in particular the wind farm.</p>
Year	EBITDA (PLNk)						
2024	24 233						
2025	22 216						
<p><b>Net profit</b> <small>[APM]</small> PLNk</p> <table border="1"> <thead> <tr> <th>Year</th> <th>Net profit (PLNk)</th> </tr> </thead> <tbody> <tr> <td>2024</td> <td>11 611</td> </tr> <tr> <td>2025</td> <td>6 051</td> </tr> </tbody> </table>	Year	Net profit (PLNk)	2024	11 611	2025	6 051	<p>The change in net profit year-on-year was mainly attributable to the same factors that affected EBITDA, i.e. higher property tax costs. Additionally, the decrease in profit was affected by higher interest expenses.</p>
Year	Net profit (PLNk)						
2024	11 611						
2025	6 051						
<p><b>ROE LTM</b> <small>[APM]</small> %</p> <table border="1"> <thead> <tr> <th>Year</th> <th>ROE LTM (%)</th> </tr> </thead> <tbody> <tr> <td>2024</td> <td>5%</td> </tr> <tr> <td>2025</td> <td>3%</td> </tr> </tbody> </table>	Year	ROE LTM (%)	2024	5%	2025	3%	<p>In 2025, equity increased mainly as a result of the net profit generated during the year. As a consequence of the higher equity base and lower net profit year-on-year, the return on equity (ROE) decreased compared to 2024.</p>
Year	ROE LTM (%)						
2024	5%						
2025	3%						
<p><b>ROCE LTM</b> <small>[APM]</small> %</p> <table border="1"> <thead> <tr> <th>Year</th> <th>ROCE LTM (%)</th> </tr> </thead> <tbody> <tr> <td>2024</td> <td>4%</td> </tr> <tr> <td>2025</td> <td>3%</td> </tr> </tbody> </table>	Year	ROCE LTM (%)	2024	4%	2025	3%	<p>The return on capital employed (ROCE) decreased in 2025 due to the same factors that contributed to the decline in the return on equity (ROE)..</p>
Year	ROCE LTM (%)						
2024	4%						
2025	3%						

<p><b>Investments</b> <sup>APM</sup> PLNk</p>  <table border="1"> <thead> <tr> <th>Year</th> <th>Investments (PLNk)</th> </tr> </thead> <tbody> <tr> <td>2024</td> <td>25 628</td> </tr> <tr> <td>2025</td> <td>290</td> </tr> </tbody> </table>	Year	Investments (PLNk)	2024	25 628	2025	290	<p>In 2024, the Company completed the construction of the wind farm; as a result, capital expenditure in 2025 decreased to a low level.</p>
Year	Investments (PLNk)						
2024	25 628						
2025	290						
<p><b>Net debt</b> <sup>APM</sup> PLNk</p>  <table border="1"> <thead> <tr> <th>Year</th> <th>Net debt (PLNk)</th> </tr> </thead> <tbody> <tr> <td>2024</td> <td>91 273</td> </tr> <tr> <td>2025</td> <td>66 154</td> </tr> </tbody> </table>	Year	Net debt (PLNk)	2024	91 273	2025	66 154	<p>Net debt decreased in 2025 mainly due to a higher balance of cash and cash equivalents.</p>
Year	Net debt (PLNk)						
2024	91 273						
2025	66 154						
<p><b>FFO LTM / Net debt</b> <sup>APM</sup> %</p>  <table border="1"> <thead> <tr> <th>Year</th> <th>FFO LTM / Net debt (%)</th> </tr> </thead> <tbody> <tr> <td>2024</td> <td>35%</td> </tr> <tr> <td>2025</td> <td>45%</td> </tr> </tbody> </table>	Year	FFO LTM / Net debt (%)	2024	35%	2025	45%	<p>The FFO LTM / Net debt ratio increased due to reduction in net debt.</p>
Year	FFO LTM / Net debt (%)						
2024	35%						
2025	45%						

## Operational

<p><b>Installed capacity</b> MW</p>  <table border="1"> <thead> <tr> <th>Year</th> <th>Installed capacity (MW)</th> </tr> </thead> <tbody> <tr> <td>2024</td> <td>50</td> </tr> <tr> <td>2025</td> <td>50</td> </tr> </tbody> </table>	Year	Installed capacity (MW)	2024	50	2025	50	<p>Following the completion of the wind farm construction, the installed capacity remains at the same level.</p>
Year	Installed capacity (MW)						
2024	50						
2025	50						
<p><b>Electricity generated (net)</b> MWh</p>  <table border="1"> <thead> <tr> <th>Year</th> <th>Electricity generated (net) (MWh)</th> </tr> </thead> <tbody> <tr> <td>2024</td> <td>90 932</td> </tr> <tr> <td>2025</td> <td>91 883</td> </tr> </tbody> </table>	Year	Electricity generated (net) (MWh)	2024	90 932	2025	91 883	<p>The volume of electricity generated in 2025 remained at a level comparable to the previous year, despite the fact that the wind farm did not operate for the full 12 months in 2024 (it was commissioned in February). This was mainly due to weather conditions and production curtailments imposed by the transmission system operator.</p>
Year	Electricity generated (net) (MWh)						
2024	90 932						
2025	91 883						
<p><b>Wind farm availability factor</b> %</p>  <table border="1"> <thead> <tr> <th>Year</th> <th>Wind farm availability factor (%)</th> </tr> </thead> <tbody> <tr> <td>2024</td> <td>93%</td> </tr> <tr> <td>2025</td> <td>99%</td> </tr> </tbody> </table>	Year	Wind farm availability factor (%)	2024	93%	2025	99%	<p>In 2025, the wind farm availability factor remained at a high level due to a low number of unplanned maintenance activities and failures.</p>
Year	Wind farm availability factor (%)						
2024	93%						
2025	99%						
<p><b>Wind farm load factor</b> %</p>  <table border="1"> <thead> <tr> <th>Year</th> <th>Wind farm load factor (%)</th> </tr> </thead> <tbody> <tr> <td>2024</td> <td>23%</td> </tr> <tr> <td>2025</td> <td>21%</td> </tr> </tbody> </table>	Year	Wind farm load factor (%)	2024	23%	2025	21%	<p>The lower wind farm load factor in 2025 was mainly due to weather conditions and curtailments imposed by the grid operator.</p>
Year	Wind farm load factor (%)						
2024	23%						
2025	21%						

## 2. Business overview

2.1	Business profile	9
2.2	Strategy	10

# 2.1 Business profile

## Introductory information

The Company was established on 4th of November 2014, and entered into the entrepreneurs register held by the District Court Gdańsk-Północ in Gdańsk, VIII Commercial Department of Polish National Court Register, on the 13th of November 2014, under the KRS no. 0000531275.

On 21st of December 2021 all shares in the Company has been acquired by UAB Ignitis Renewables from Opoka Energia Odnawialna Fundusz Inwestycyjny Zamknięty Aktywów Niepublicznych. Current sole shareholder UAB Ignitis Renewables is based in Lithuania, the Company is a member of Ignitis Group.

## Description of the Company's activities

Basic activities of the Company - 35.11. Production of electricity. Other activities of the Company:

- Production and supply of electricity, gas, steam, hot water and air for air conditioning systems;
- Works related to the construction of civil engineering structures;
- Carrying out electrical installations.

Main activity of the Company - the generation and sale of electricity of the fully completed Project (built and launched) – Bąków 1 Wind Farm. Project is located approx. 42 km south-east of Wrocław and 32 km north of Nysa around the village Bąków in the Grodków municipality, in the Opole Voivodeship in Poland.

The project comprises operation of a medium-size onshore windfarm, consisting of 14 identical turbines with unit capacity ranging 3.6 MW. The construction and commissioning of the farm was completed in 2024.

## 2.2 Strategy

### Our purpose and integrated strategy

Silesia 1 Wind Farm sp. z o.o. is an important part of Ignitis Group integrated business model and strategy. Ignitis Group is a renewables-focused integrated utility and the largest energy group in the Baltics.

**Our purpose is to create a 100% green and secure energy ecosystem for current and future generations.**

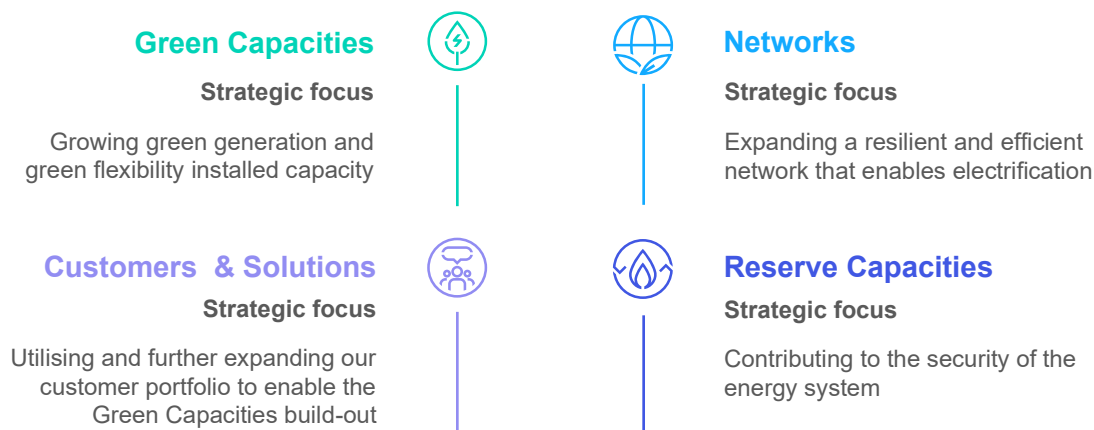
Purpose driven priorities:

1. **Green.** Growing green generation and green flexibility capacity.
2. **Flexible.** Creating a flexible system that can operate on 100% green energy in the short, medium, and long term.
3. **Integrated.** Utilising the integrated business model to enable Installed Green Capacities build-out.
4. **Sustainable.** Maximising sustainable value.



We are strengthening our contribution to Europe's decarbonisation and energy security in the region, while accelerating the energy transition and electrification in the Baltics and Poland. We are targeting to reach net zero emissions by 2040–2050.

### Integrated business model



### ESG priorities and targets

We deliver our strategy by focusing on reduction of carbon intensity of scope 1 & 2 GHG emissions, securing safety at work, taking care of employee experience and promoting diversity, creating a sustainable value through our sustainable investments and returns.

#### Mindsets

We are a diverse team of diverse individuals working together united by a common purpose.



### Company's strategic priorities and targets, and their implementation

The major focus of the Company is the production and sale of electricity. The company will operate in accordance with the operation and maintenance schedule, including turbine inspections, performance monitoring, and energy production optimization.

# 3. Governance

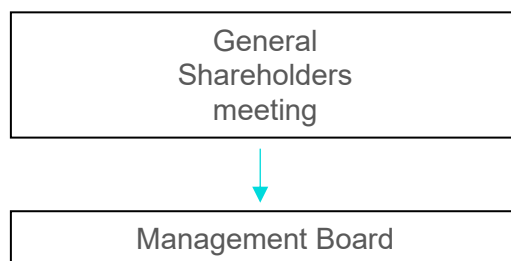
3.1	Corporate governance model	12
3.2	Management Board	13
3.3	People and remuneration	14
3.4	Risk and risk management	15

# 3.1 Governance framework

## Governance model

The company's governance structure is comprised of the shareholders' meeting and the Management Board of the company. The number of the members of the management board is two. Members of the board have the right to solely represent the company in all legal acts and are responsible for managing the company.

## Structure





## Shareholders, their rights and functions

The company is a part of the Lithuanian state-owned group of energy companies belonging to Ignitis Group: 100% of the company's shares are owned by UAB „Ignitis renewables“. The shareholders' meeting is the highest managing body of the company. The competence of the shareholders' meeting, the procedure for the convocation of the shareholders' meeting and the decision-making process is prescribed by the laws, other legal acts, and the Articles of Association of the company.

## 3.2 Management Board

### Members of the Management Board

	Description	Experience	Education	Other current place of employment, position
	<b>Jacek Wojerz</b> President of the Board	Jacek Wojerz is an experienced manager with extensive expertise in the development, construction and maintenance of renewable energy assets. He has been with the Ignitis Group for over five years.	AGH University of Krakow, Master's degree in Environment Protection	Main employer – Ignitis Renewables Polska Sp. z o.o. (0000871214), President of the Board. Other managerial positions: Pomerania Wind Farm Sp. z o.o. (0000450928) President of the Board; Ignitis Res Dev Sp. z o.o. (0000873356) President of the Board; Silesia1 Wind Farm Sp. z o.o. (0000531275), Member of the Board; Silesia2 Wind Farm SA (0000508979), Member of the Board; Sunrise 1 Sp. z o.o. (0000915519), Member of the Board; Sunrise 2 Sp. z o.o. (0000915740), Member of the Board; Sunrise 4 Sp. z o.o. (0000915737), Member of the Board;
	<b>Laurynas Jocy</b> Member of the Board	Laurynas Jocy is an experienced executive with a background in economics and finance and over 20 years' managerial experience. Laurynas has been working at Ignitis Group companies for more than 5 years. Before starting work in the energy sector, Laurynas worked in international companies: KPMG Baltics and Western Union Processing Lithuania.	Vilnius University, Master's degree in Economics	Main employer - UAB "Ignitis renewables" (304988904) Chief Commercial Officer, Executive Committee member. Other managerial positions: "Tuuleenergia" OU (10470014) CFO; Ignitis Res Dev sp. z o.o. (0000873356) Member of the Board; Silesia1 Wind Farm Sp. z o.o. (0000531275) Member of the Board; Pomerania Wind Farm sp. z o.o. (0000450928) Member of the Board; UAB „Vėjo galia bendruomenė“ (306163651) Chief Executive Officer; Sunrise 1 Sp. z o.o. (0000915519), Member of the Board; Sunrise 2 Sp. z o.o. (0000915740), Member of the Board; Sunrise 4 Sp. z o.o. (0000915737), Member of the Board;

## 3.3 People and remuneration

During the financial year ended 31 December 2025, the Company had no employees. Members of the Management Board are excluded from this disclosure.

## 3.4 Risk and risk management

### Risk management framework

In connection with the business activities, Ignitis Group is exposed to internal and external risks that might affect the performance. To ensure their mitigation to an acceptable level, Ignitis Group applies uniform risk management principles for all subsidiaries, including the Company. Risk management principles are based on the best market practices, including the guidance of the *Committee of Sponsoring Organizations of the Treadway Commission (COSO)* and *AS/NZS ISO 31000:2009*.

#### The main risk management objectives of Ignitis Group are the following:

- to achieve Ignitis Group’s performance objectives with controllable, yet, in principle, acceptable deviations from these objectives;
- to ensure a timely provision of information of the highest possible accuracy to decision-makers, shareholders and other stakeholders;
- to protect Ignitis Group’s reputation and ensure reliability;
- to protect the interests of shareholders, employees, customers, stakeholders and the public;
- ensure the stability (including financial) and sustainability of Ignitis Group’s activities.

In order to effectively manage and control risks arising from its activities, Ignitis Group applies the “three lines of defence” principle by establishing a clear distribution of responsibilities for risk management and control between the management and supervisory bodies, structural units or functions of Ignitis Group.

### Risk assessment and control

Each year, Ignitis Group carries out the risk assessment identifying key risks and its management strategies for the upcoming year. To ensure that risks and their mitigation strategies correspond to recent developments and changes in both the business environment and the activities of Ignitis Group, we review the relevance of the existing and new risk factors on a quarterly basis and define additional actions to manage risks, if needed.

More information about risk management model, risk factors and risk management of Ignitis Group is available on [Ignitis Group Integrated Annual Report 2025](#).

### Description of key risks and uncertainties faced by the Company

#### Market risk

Market risk is the risk that the fair value or future cash flows of a financial instrument will fluctuate because of the changes in the market prices. The market risk comprises three types of risk:

- foreign currency exchange risk;
- interest rate risk.

#### Foreign currency exchange risk

Foreign currency risk is the risk that the fair value or future cash flows of an exposure will fluctuate because of the changes in the foreign exchange rates.

The sale/purchase contracts of the Company are mainly denominated in Polish zlotys which is both functional and reporting currency of the Company. The Company is not exposed to significant foreign exchange risk.

However, the Company is exposed to foreign exchange risk related to loans received in euro from Group companies. As at 31 December 2025, the maturity of the loans received in euro is up to 26 June 2028 in the amount of PLN 28,740 thousand and up to 31 December 2027 in the amount of PLN 80,702 thousand. The Company does not plan to enter into EUR/PLN currency swap transactions.

#### Interest rate risk

Interest rate risk is the risk that the fair value or future cash flows of a financial instrument will fluctuate because of the changes in the market interest rates.

The Company manages interest rate risk by aiming non-current liabilities would bear a fixed interest rate. If the fixing of the interest rate is not possible due to objective reasons and the liability assumed comprises a significant amount, the interest rate derivatives would be used for the purpose of interest management. The aim is that non-current loans and bonds with fixed interest rates comprise not less than 50% of the Company's non-current loans portfolio. The usage of any of the interest rate derivatives requires the expiry date of the derivative to correspond to the maturity date of the debt obligation.

The Company's interest-bearing financial instruments mainly include loans. The Company has concluded a long-term loan agreement with a fixed interest rate. The Company's income and cash flows from core activities are not significantly dependent on changes in market interest rates.

#### Credit risk

Credit risk is a risk that a counterparty will not meet its obligations under a financial instrument or customer contract, leading to a financial loss. The Company's exposure to credit risk arises from operating activities (trade and other amounts receivable) and from financing activities (loans granted). The Company's risk related to cash is limited as cash balances are kept only in reliable financial institutions.

The Company is exposed to concentration of credit risk due to trade receivables, although substantially all of its receivables are from the Group company. Using an individual assessment for measuring the expected credit losses, no impairment loss was identified during the year. As a result, the Company does not consider the risk associated with the concentration of receivables to be material.

The Company is not exposed to significant credit risk concentration related to other receivables.

The Company's credit risk is managed centrally by the Group's treasury team. The priority objective is to ensure the security of the funds and maximise the return on investments in pursuance of this objective. The risk of counterparties defaulting is managed by entering into transactions with reliable financial institutions (or subsidiaries of such institutions) with a long-term credit rating (in foreign currency) not lower than 'A-' according to the rating agency Fitch Ratings (or an equivalent rating of other rating agencies).

#### Liquidity risk

The Company's liquidity risk is managed on a centralized basis by the Group's treasury function through the planning and monitoring the Company's projected and actual cash flows. The Group's treasury ensures that the Company maintains sufficient cash balances in order to meet the Company's ongoing operational requirements. The refinancing risk is managed by maintaining an appropriate maturity profile of financial liabilities and by ensuring that loans maturing within a certain period can be settled from available cash resources, expected cash flows from operating activities during that period.

## **Risk of Failing to Meet Declared Volumes under the Renewable Energy Sources Support System (Auction Scheme)**

Under the auction-based renewable energy support scheme, a producer that wins an auction is required to sell electricity through the auction system in accordance with the volume specified in the successful bid. The compliance with this obligation is assessed within three-year settlement periods and at the end of the overall support period. If the producer fails to sell at least 85% of the contracted energy volume during a given settlement period, a financial penalty may be imposed in accordance with applicable regulations.

With respect to the three-year settlement period ending on 31 December 2027, based on the currently available production forecasts and other significant operational assumptions, the Management Board has identified a risk of failing to achieve the minimum required volume of electricity sales. Due to low wind conditions in the period from January to April 2026, electricity generation was lower than expected. As at the reporting date, however, the Company has not recognised a provision for a potential penalty, as there is currently insufficient evidence to reliably estimate or confirm the obligation to create such a provision. The Company continuously monitors the level of achievement of the required volumes and analyses the impact of changes in production forecasts and other significant operational assumptions. Should a significant risk of failing to meet the minimum required volume of electricity sales in the current settlement period become reliably confirmed, the Company will recognise a provision for the potential penalty in the subsequent reporting period.

The Company continuously monitors the level of electricity generation and undertakes operational measures aimed at ensuring compliance with its obligations under the auction-based support scheme.

## 4. Sustainability

In accordance with the provisions of the Polish Accounting Act, the Company is not required to present sustainability information. The Company's activities comply with the requirements set out in environmental legislation.

The consolidated management report of AB Ignitis Group includes the information on sustainability of AB Ignitis Group and its subsidiaries (“the Group”), which is integrated in the annual Sustainability Report for 2025. This includes an overview of commitments and actions in the areas such as environmental performance, social responsibility and governance practices. The Sustainability Report is available on [www.ignitisgrupe.lt](http://www.ignitisgrupe.lt) under sections ‘For Investors’ and ‘Sustainability’.

## 5. Further information

This report provides information to the shareholders, creditors and other stakeholders of Silesia 1 Wind Farm sp. z o.o. on the performance of the Company and the companies it controls, if there are any, during the period of January–December [2025].

The Company's management is responsible for the information contained in the interim report.

### Information about the Company

---

1. Company name: Silesia 1 Wind Farm sp. z o.o.
  2. Legal status of the Company: Private Limited Liability Company
  3. Share capital: 78,414,050 PLN
  4. Date and place of incorporation: 13th November 2014, Gdańsk, Poland
  5. Company code: 0000531275
  6. Registered office address: Puławska 2B, 02-566 Warsaw, Poland
  7. Register of the Company: National Court of Register, VII Commercial Division of the National Court Register
  8. Phone: +48 572 545 334
  9. Email: [ignitis.renewables.polska@ignitis.pl](mailto:ignitis.renewables.polska@ignitis.pl)
  10. Website: <http://www.ignitis.pl/>
- 

### Significant transactions

---

The Company was not a party to any significant arrangements that would take effect, be amended or terminated in the event of changes in the Company's control situation.

During the reporting period, the parent company did not conclude any harmful transactions (which do not correspond to the parent company's objectives, current market conditions, violate the interests of shareholders or other groups of persons, etc.) which had or potentially may have a negative impact on the Company's performance and/or results nor there were any transactions concluded under a conflict of interests between the obligations of the Company's managers, the controlling shareholders or other related parties to the Company and their private interests and/or other duties.

There are no arrangements concluded between the Company and the members of the management bodies or employees that provide for compensation in case of their resignation or dismissal without a reasonable cause or in case of termination of their employment as a result of the change in control of the Company.

---

### Legal disclaimers

---

1. The Company does not perform research & development activities.
  2. The Company does not hold own shares at the start of the reporting period and did not acquire its own shares during the reporting period.
  3. The Company has no established affiliates, branches and representative offices.
  4. During financial years 2024-2025 the Company did not utilize any derivative financial instruments.
  5. The Company is planning further sustainable development of the current activities in order to ensure higher profitability and efficiency of asset utilisation in the long-term. Studies will be conducted as necessary.
- 

### The main attributes of the internal control and risk management systems involved in the preparation of the financial statements

---

The Company's financial statements are prepared in accordance with International Financial Reporting Standards (IFRS) as adopted by the EU. All financial data presented in the interim report are calculated in accordance with TFAS and corresponds to the audited financial statements of the Company.

The preparation of the Company's financial statements, internal control and financial risk management systems, legal acts governing the compilation of the financial statements are monitored and managed.

---

### Alternative performance measures

---

Alternative Performance Measures (hereinafter – APM) – adjusted figures used in this report refer to measures used for internal performance management. As such, they are not defined under International Financial Reporting Standards (IFRS), nor do they comply with IFRS requirements. Definitions of alternative performance measures can be found on the Group's website (<https://ignitisgrupe.lt/en/reports-presentations-and-fact-sheets>).

---

### Language disclaimer

---

In the event of any discrepancy between the Polish and the English versions of the document, the Polish version shall prevail.

---

## 6. Glossary

#	Number
%	Per cent
'000 / thous.	Thousand
LTM	Last twelve months
AB	Public Limited Liability Company
RE	Renewable energy
Company	The Company of the annual report
Ignitis Group	AB "Ignitis grupé" group of companies
Parent company	AB "Ignitis grupé"

# 7. Certification statement

13 May 2026

We, Jacek Wojerz, President of the Management Board, Laurynas Jocys, Member of the Management Board hereby confirm that, to the best of our knowledge, Silesia 1 Wind Farm sp. z o.o. 2025 financial statements are prepared according to International Financial Reporting Standards adopted by the European Union, give a true and fair view of the Company assets, liabilities, financial position, profit or loss for the period and cash flows, and the 2025 Company activities Management Board report includes a fair review of the development and performance of the Company together with the description of the principle risks and uncertainties it faces.

Jacek Wojerz

Member of the  
Management Board

Laurynas Jocys

Member of the  
Management Board

Silesia 1 Wind Farm  
sp. z o.o.  
ul. Puławska 2  
02-566 Warszawa

+48 572 545 334  
[ignitis.renewables.polska@ignitis.pl](mailto:ignitis.renewables.polska@ignitis.pl)  
<http://www.ignitis.pl/>

Legal entity code  
0000531275  
VAT identification number  
PL5842738447